



FXH



FXH Series

VALVE REGULATED LEAD-ACID BATTERIES

FXH

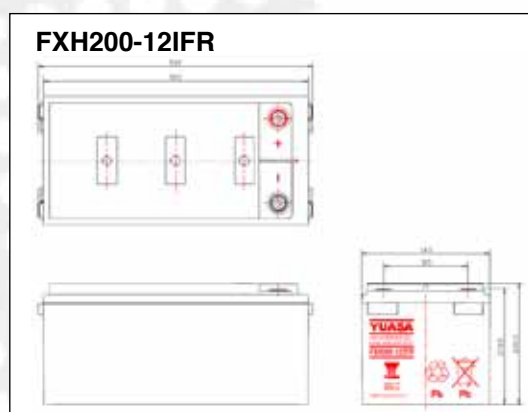
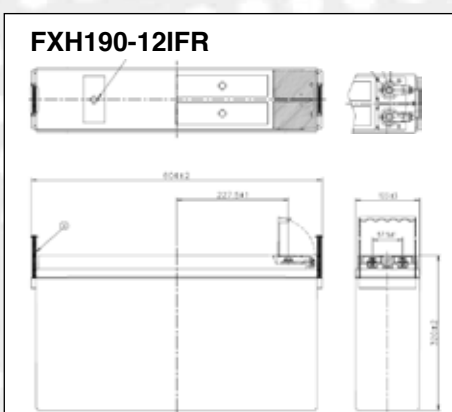
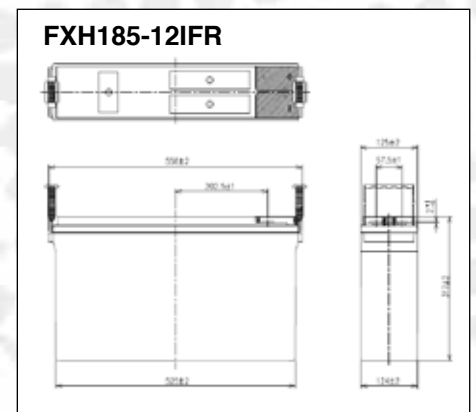
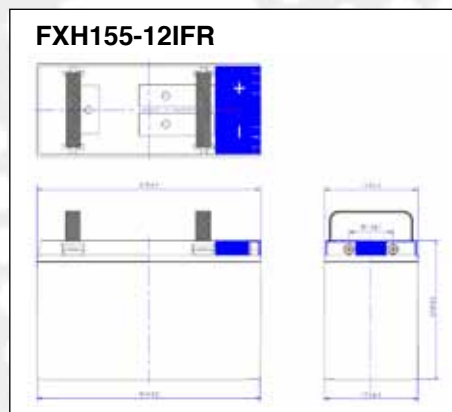
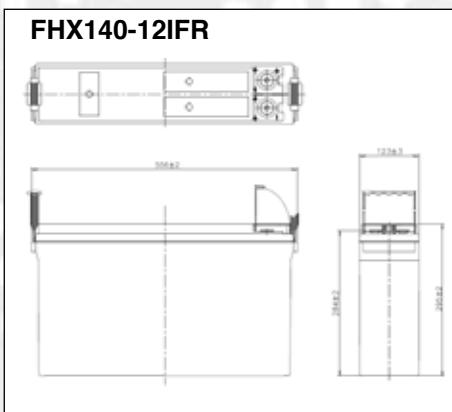
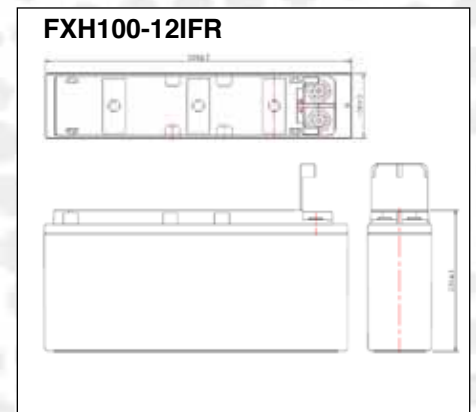
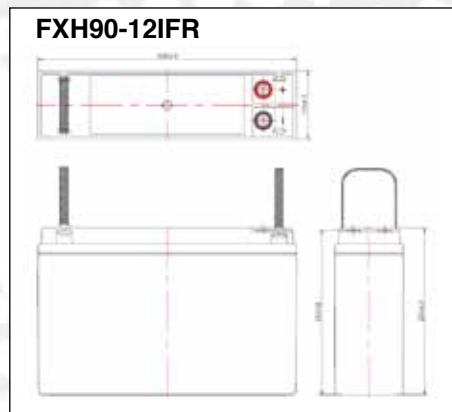
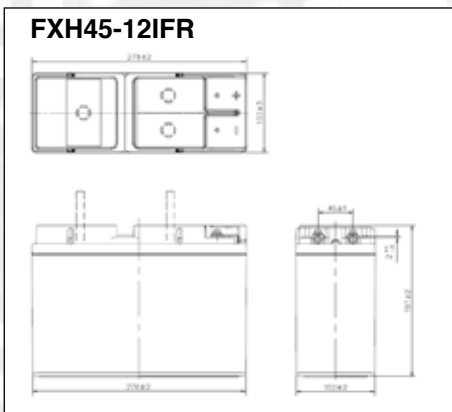
FXH VALVE REGULATED LEAD-ACID BATTERIES (VRLA)

The FXH range of batteries for standby power applications, including telecommunications and UPS. The front terminal design allows for rapid installation and easy maintenance. With high performance and long design life, this front terminal range of batteries is an excellent choice for all critical standby applications.

FEATURES

- Up to 12 year design life at 20°C in standby applications.
- Front terminal connection for ease of installation and maintenance.
- Electrolyte suspension A.G.M. technology assures no free electrolyte.
- High gas recombination efficiency.
- Case material ABS flame retardant UL94:V0.
- IEC60896-2 compliant.

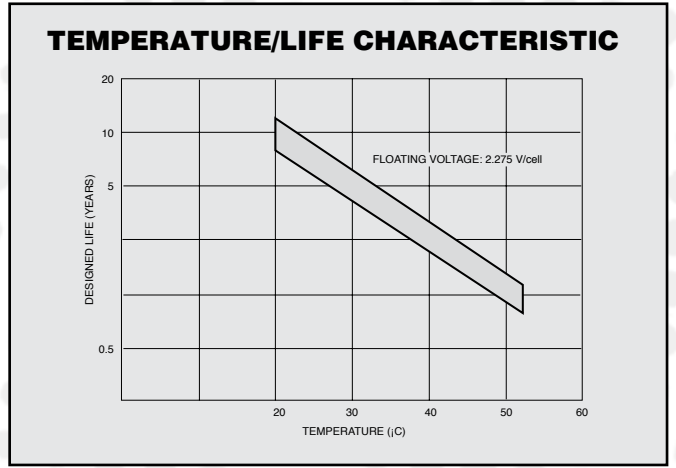
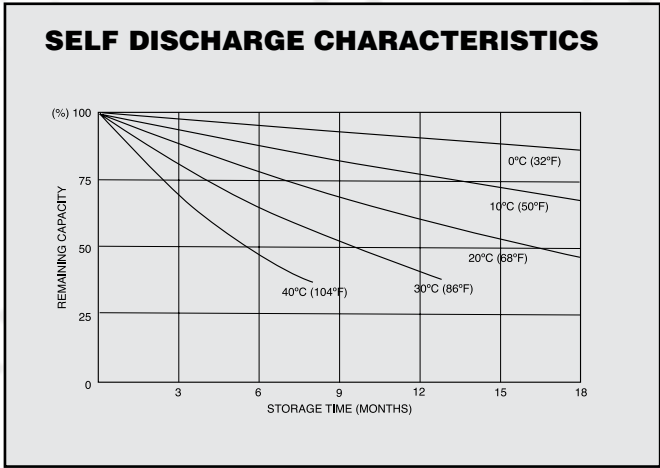
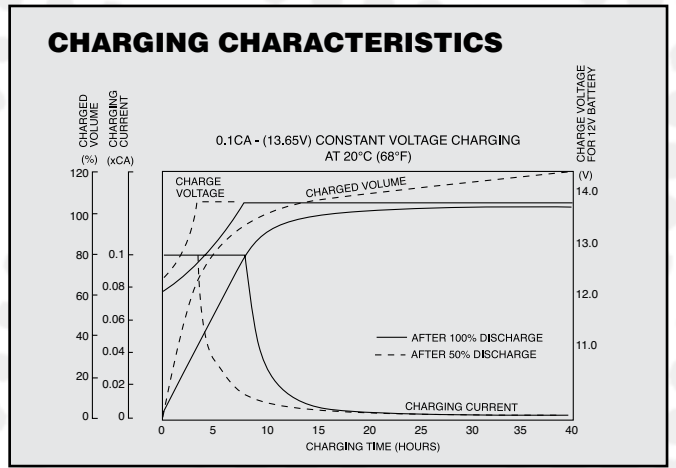
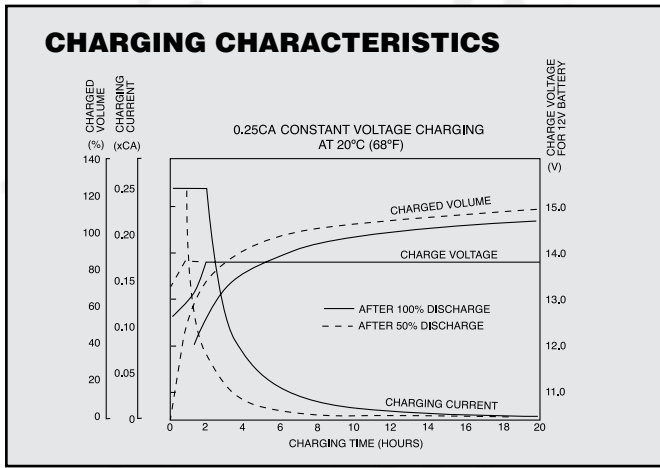
Layouts



General Specifications

Specifications	FXH45-12IFR	FXH90-12IFR	FXH100-12IFR	FXH140-12IFR	FXH155-12IFR	FXH185-12IFR	FXH190-12IFR	FXH200-12IFR
Nominal voltage (V)	12	12	12	12	12	12	12	12
20-hr rate Capacity to 1.80VPC at 20°C (Ah)	46.40	96.80	101.20	164.60	165.60	196.00	210.00	234.80
10-hr rate Capacity to 1.8VPC at 20°C (Ah)	44.60	89.80	98.40	154.00	155.00	187.00	200.00	229.00
Dimensions / mm								
Length (mm)	278 (±2)	395 (±3)	508 (±3)	556 (±3)	415 (±2)	556 (±3)	604 (±3)	520 (±3)
Width (mm)	103 (±3)	105 (±3)	106 (±3)	123 (±3)	174 (±3)	125 (±3)	123 (±3)	243 (±3)
Height (mm)	197 (±2)	255 (±3)	236 (±3)	295 (±3)	258 (±2)	317 (±3)	320 (±3)	203 (±3)
Mass (typical) Kg	15.00	30.00	34.90	51.00	51.00	60.70	67.00	70.60
Battery Terminal Type								
Female threaded terminal	M6	M8	M6	M8	M6	M8	M8	M8
Torque (Nm)	3.9-5.4	9.0-11.9	3.9-5.4	9.0-11.9	3.9-5.4	9.0-11.9	9.0-11.9	9.0-11.9
90° Adaptor Terminal Type								
Female threaded terminal	M5	M6	M6	M6	N/A*	M6	M6	N/A
Torque (Nm)	2.0-3.0	3.9-5.4	3.9-5.4	3.9-5.4	N/A	3.9-5.4	3.9-5.4	N/A
Operating Temperature Range								
Storage °C	-15 to +45	-15 to +45	-15 to +45	-15 to +45	-15 to +45	-15 to +45	-15 to +45	-15 to +45
Charge °C	-15 to +45	-15 to +45	-15 to +45	-15 to +45	-15 to +45	-15 to +45	-15 to +45	-15 to +45
Discharge °C	-15 to +45	-15 to +45	-15 to +45	-15 to +45	-15 to +45	-15 to +45	-15 to +45	-15 to +45
Storage								
Capacity loss per month at 20°C (approx)	3%	3%	3%	3%	3%	3%	3%	3%
Case Material								
Flame retardant (FR)	ABS (UL94:V0)	ABS (UL94:V0)	ABS (UL94:V0)	ABS (UL94:V0)	ABS (UL94:V0)	ABS (UL94:V0)	ABS (UL94:V0)	ABS (UL94:V0)
Charge Voltage								
Float charge voltage at 20°C (V)	13.65 (±1%)	13.65 (±1%)	13.65 (±1%)	13.65 (±1%)	13.65 (±1%)	13.65 (±1%)	13.65 (±1%)	13.65 (±1%)
	2.275 (±1%)	2.275 (±1%)	2.275 (±1%)	2.275 (±1%)	2.275 (±1%)	2.275 (±1%)	2.275 (±1%)	2.275 (±1%)
Float Charge voltage temperature correction factor for variations from the standard 20°C (mV/cell/°C)	-3	-3	-3	-3	-3	-3	-3	-3
Cyclic (or Boost) charge at 20°C (V)	14.52 (±1%)	14.52 (±1%)	14.52 (±1%)	14.52 (±1%)	14.52 (±1%)	14.52 (±1%)	14.52 (±1%)	14.52 (±1%)
	2.42 (±1%)	2.42 (±1%)	2.42 (±1%)	2.42 (±1%)	2.42 (±1%)	2.42 (±1%)	2.42 (±1%)	2.42 (±1%)
Cyclic Charge voltage temperature correction factor for variations from the standard 20°C (mV/cell/°C)	-4	-4	-4	-4	-4	-4	-4	-4
Charge Current								
Float charge current limit (A)	4.64	9.68	10.12	16.46	16.56	19.60	21.00	23.48
Cyclic (or Boost) charge current limit (A)	4.64	9.68	10.12	16.46	16.56	19.60	21.00	23.48
Maximum Discharge Current								
5 seconds	400	540	600	840	930	1000	1000	1000
1 minute	150	279	370	465	412	484	484	500
Impedance								
Measured at 1 kHz (mΩ)	4.7	3.4	3.5	2.7	2.8	2.5	2.5	2.1
Design Life								
Yuasa design life (at 20°C)	12	12	12	12	12	12	12	12
EUROBAT Classification: Long Life	12+	12+	12+	12+	12+	12+	12+	12+

*Standard battery terminal is at 90°



Charging Methods (At 20°C)

Standby use: Float charging voltage 2.275vpc

CAUTION

- Avoid short circuit.
- Do not charge in a sealed container.
- Service life and operational characteristics will be affected by temperature.
- AC Ripple reduces service life.

WARNING!

FHX battery type must never be installed permanently suspended by their handles; they are not designed for this purpose.



Yuasa Battery Sales (UK) Ltd

Unit 13, Hunts Rise, South Marston Park,
Swindon SN3 4TG

Tel: 01793 833555 Fax: 01793 833579

Email: enquiries@yuasaeurope.com

Registered number 1548820

Cat. No. FXHSF January 2014

E&O.E.

Distributed by